


# Tiger Mono-facial 455-475 Watt

Tiling Ribbon (TR) Technology

Positive power tolerance of 0~+3%

ISO9001:2015, ISO14001:2015, ISO45001:2018  
certified factory

IEC61215, IEC61730 certified product



## KEY FEATURES



### TR technology + Half Cell

TR technology with Half cell aims to eliminate the cell gap to increase module efficiency (mono-facial up to 21.16%)



### 9BB instead of 5BB

9BB technology decreases the distance between bus bars and finger grid line which is benefit to power increase.



### Higher lifetime Power Yield

2% first year degradation,  
0.55% linear degradation



### Best Warranty

12 year product warranty,  
25 year linear power warranty



### Avoid debris, cracks and broken gate risk effectively

9BB technology using circular ribbon that could avoid debris, cracks and broken gate risk effectively



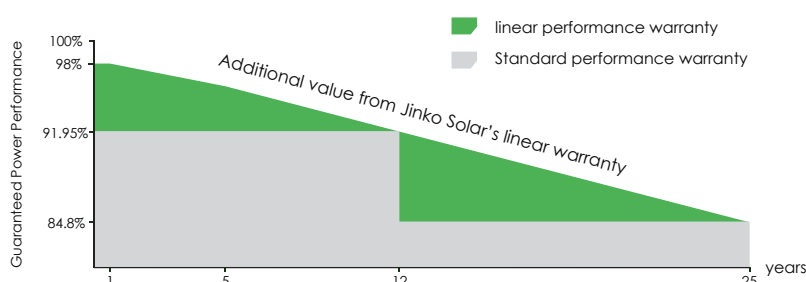
### Severe Weather Resilience

Certified to withstand: wind load (2400 Pascal) and snow load (5400 Pascal).




## LINEAR PERFORMANCE WARRANTY

12 Year Product Warranty • 25 Year Linear Power Warranty  
0.55% Annual Degradation Over 25 years



## Engineering Drawings

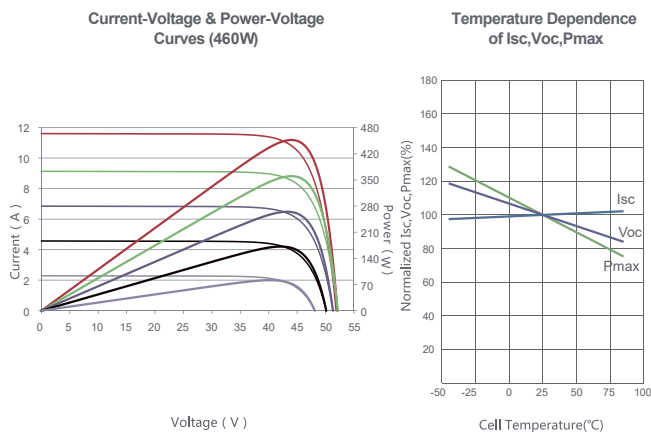


## Packaging Configuration

( Two pallets = One stack )

31pcs/pallets, 62pcs/stack, 620pcs/ 40'HQ Container

## Electrical Performance & Temperature Dependence



## Mechanical Characteristics

Cell Type	P type Mono-crystalline
No. of cells	156 (2×78)
Dimensions	2182×1029×35mm (85.91×40.51×1.38 inch)
Weight	25.0 kg (55.12 lbs)
Front Glass	3.2mm, Anti-Reflection Coating, High Transmission, Low Iron, Tempered Glass
Frame	Anodized Aluminium Alloy
Junction Box	IP67 Rated
Output Cables	TUV 1×4.0mm <sup>2</sup> (+): 290mm, (-): 145 mm or Customized Length

## SPECIFICATIONS

Module Type	JKM455M-7RL3		JKM460M-7RL3		JKM465M-7RL3		JKM470M-7RL3		JKM475M-7RL3	
	JKM455M-7RL3-V		JKM460M-7RL3-V		JKM465M-7RL3-V		JKM470M-7RL3-V		JKM475M-7RL3-V	
	STC	NOCT	STC	NOCT	STC	NOCT	STC	NOCT	STC	NOCT
Maximum Power (Pmax)	455Wp	339Wp	460Wp	342Wp	465Wp	346Wp	470Wp	350Wp	475Wp	353Wp
Maximum Power Voltage (Vmp)	42.97V	39.32V	43.08V	39.43V	43.18V	39.58V	43.28V	39.69V	43.38V	39.75V
Maximum Power Current (Imp)	10.59A	8.61A	10.68A	8.68A	10.77A	8.74A	10.86A	8.81A	10.95A	8.89A
Open-circuit Voltage (Voc)	51.60V	48.70V	51.70V	48.80V	51.92V	49.01V	52.14V	49.21V	52.24V	49.31V
Short-circuit Current (Isc)	11.41A	9.22A	11.50A	9.29A	11.59A	9.36A	11.68A	9.43A	11.77A	9.51A
Module Efficiency STC (%)	20.26%		20.49%		20.71%		20.93%		21.16%	
Operating Temperature(°C)	-40°C~+85°C									
Maximum system voltage	1000/1500VDC (IEC)									
Maximum series fuse rating	20A									
Power tolerance	0~+3%									
Temperature coefficients of Pmax	-0.35%/°C									
Temperature coefficients of Voc	-0.28%/°C									
Temperature coefficients of Isc	0.048%/°C									
Nominal operating cell temperature (NOCT)	45±2°C									

\* STC: ☀ Irradiance 1000W/m<sup>2</sup> 📏 Cell Temperature 25°C ☁ AM=1.5  
 NOCT: ☀ Irradiance 800W/m<sup>2</sup> 📏 Ambient Temperature 20°C ☁ AM=1.5 🌀 Wind Speed 1m/s  
 \* Power measurement tolerance: ± 3%

The company reserves the final right for explanation on any of the information presented hereby. TR JKM455-475M-7RL3-(V)-A2-EN